

CLASS 5 CURRICULUM NEWSLETTER



ENGLISH

Non-Chronological Reports

The children will be learning how to write a non-chronological report. It is a type of text which isn't written in time order. They are normally nonfiction texts which give information on a particular subject or event, without referring to the order in which things happen.

When the children are first introduced to non-chronological reports, they will be given a number of examples to read through and analyse. We will encourage them to select the characteristics and features that they all share.


Poetry with structure

This half term we will be writing Haiku poems. They are a traditional Japanese poetic art form in which poems consist of three lines. The first and last lines of the haiku have five syllables, and the middle line has seven syllables. There are seventeen syllables in total in a haiku. It isn't a traditional rhyming poem, so the lines in a haiku don't need to rhyme.



Recommended Reading for Pleasure

Our class reading book is The Anglo-Saxon Boy by Tony Bradman. It's an action-packed Anglo-Saxon tale of one boy's journey to the Battle of Hastings in 1066.



IMPORTANT DATES

Artist Abby Kildred visit – 28th September & 5th 12th October

Anglo-Saxon Workshop at Tullie House – 10th October TBC

Parent's Evening – 17th & 19th October. TBC

Half Term – Mon 23rd October – Fri 27th October

ST MICHAEL'S C of E PRIMARY SCHOOL

YEAR 5

AUTUMN HALF TERM 1 2023

CURRICULUM NEWSLETTER

SCIENCE

Forces



This Forces in Action Year 5 Science topic teaches your children how forces affect everything around us. They will learn about the effects of gravity, friction as well as air and water resistance.

- Children will learn through a range of investigations; examples include:
- How a toy car travels over different surfaces (investigating surface friction)
 - The best shape and size for a parachute (investigating air resistance)

DEAR PARENT

We hope that this newsletter provides you with some key information about what your child will be learning this half term and how you can support this at home.

PE will be on **Tuesdays** and **Thursdays**.

SUPPORTING YOUR CHILD AT HOME

It will help your child if you could support them in learning and practising all of their times tables.

You could also support at home by hearing them read and talking to them about what their books are about.

Encourage your child to learn their weekly spellings.

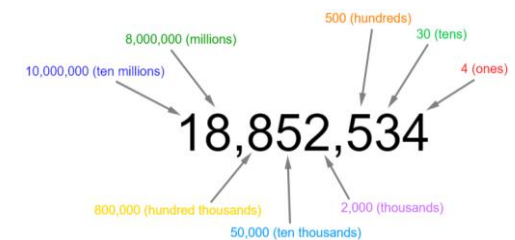
If you have any questions, please don't hesitate to contact us.

Mrs Lambert and Mrs Shennan (Class Teachers)

MATHS

Place Value

In Year 5, your child will be reading, writing, and comparing numbers up to 1,000,000. They will round large numbers, interpret negative numbers in lots of contexts, and learn Roman numerals up to 1000 (M).



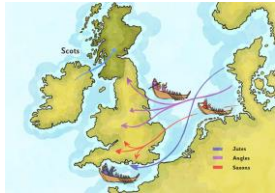
Addition and Subtraction

Your child will solve problems involving numbers with more than four digits. They will be able to mentally solve problems involving large numbers, and will tackle longer multi-step calculations.

History

The Anglo-Saxons

Find out what happened in Britain after the Romans left in the 5th century with these fantastic Anglo-Saxons history lessons. Acting like historians the class will explore where the Anglo-Saxons came from, how they came to settle in Britain, and much, much more.



Religion and Worldviews



What is the big story of the Bible?

We will be looking at key concepts in Christianity and exploring the chronology of the Bible.

We will be exploring key Bible stories connected to these ideas and creating artwork to represent each concept.

COLLECTIVE WORSHIP



The Rainbow



We will be exploring the idea of promises, and finding out what promises God made through different stories in the Bible. We will reflect on our own thoughts and ideas about these values.
Red - love, Orange - kindness, Yellow - life in all its fulness, Green - go green, Blue - Mary's song (sadness), Indigo & Violet - a new start

ART & DESIGN

Chinese Art



We will be studying Chinese Art this half term. We will explore some of the main themes that inspire art in this part of the world and will use these to create our own works

Knitted Knowledge

We will recognise and understand themes and colours used in Chinese Art.

Super Skills

We will use a range of different media including water colours, inks, collage and clay.

FRENCH



KK: I know about some of the parks and gardens in Paris.
I know a range of nouns, both masculine and feminine.

SS: I can ask and answer questions using *je vois* and *il y a* to describe what I see.

PE



- Can you demonstrate the different types of passes in netball?
- Explain what forehand, backhand, volley and underarm serves are.
- Demonstrate some of the yoga moves you have learnt to a member of your family. Remember to explain each position carefully.

COMPUTING

Vector Drawing

Knitted Knowledge

- We will recognise that Vector drawings are made from simple shapes.
- We will identify drawing tools.

Super Skills

- We will learn to use drawing tools to create our own designs.
- We will move, resize, rotate and duplicate images.
- We will modify objects, use layering and grouping to create different effects.

PSHE

Being Me in My World

Knitted Knowledge

- We will know what we value about our school and identify our hopes for the coming year.
- We will know how to face new challenges positively.
- We will understand that our own actions affect ourselves and others.

Super Skills

- We will empathise with others whose lives are different than our own.
- We will make positive choices about our own behaviour.
- We will be able to set our own personal goals.

MUSIC

Rock Music



Knitted Knowledge

- We will be able to recognise and discuss the style indicators of this type of music and its history.
- We will explore texture, dynamics, rhythm and pitch.
- We will learn lyrics and sing with an awareness of tune.

Super Skills

- Identify the pulse and rhythm and play percussion.
- Compare songs in the same style and identify the similarities and differences.
- Talk about music and how it makes you feel.