Using scale factors

1 **a)** Here is a rectangle.

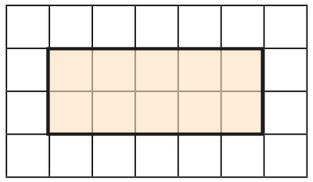

Draw another rectangle where each side is twice as big.



b) Here is a square.

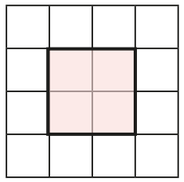

Draw another square where each side is 4 times as big.



2 **a)** Explain what it means for a shape to be enlarged by a scale factor of 2

_____

_____

b) Enlarge the shapes by a scale factor of 2

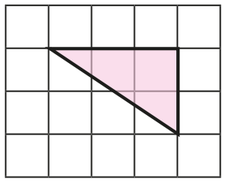

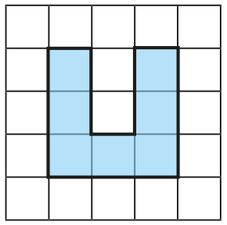



3 Complete the sentence.

A shape in which each side has tripled in size has been enlarged by a scale factor of ☐

© White Rose Maths 2019

4 Here is a rectangle.

a) Measure the side lengths of the rectangle and label them on the diagram.

b) Enlarge the rectangle by a scale factor of 3 and label the side lengths.

5 The sides of the rectangle are increased by a scale factor of 2

What is the perimeter of the new shape?

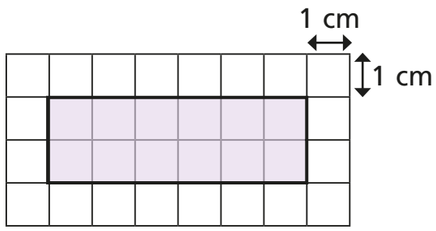

cm

6 The shape has been enlarged by a scale factor of $1\frac{1}{2}$

Fill in the dimensions of the new shape.

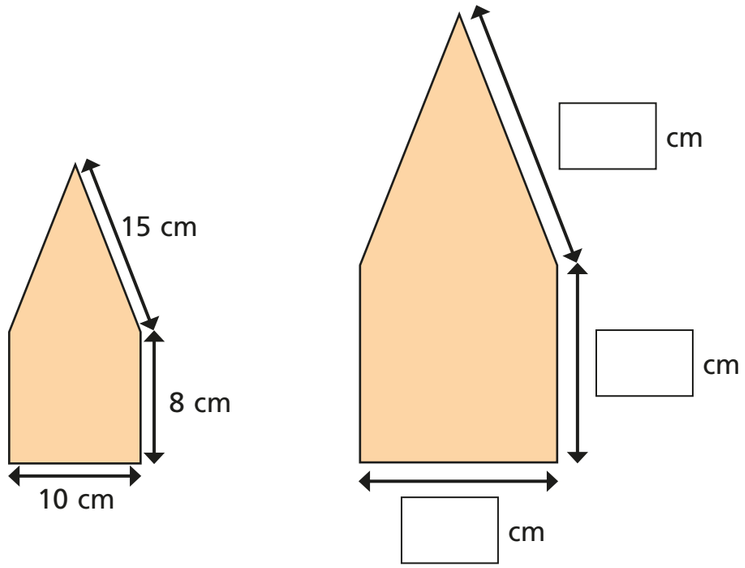

7 Triangle A has been enlarged by a scale factor of 5 to make triangle B.

Find the perimeter of each triangle.

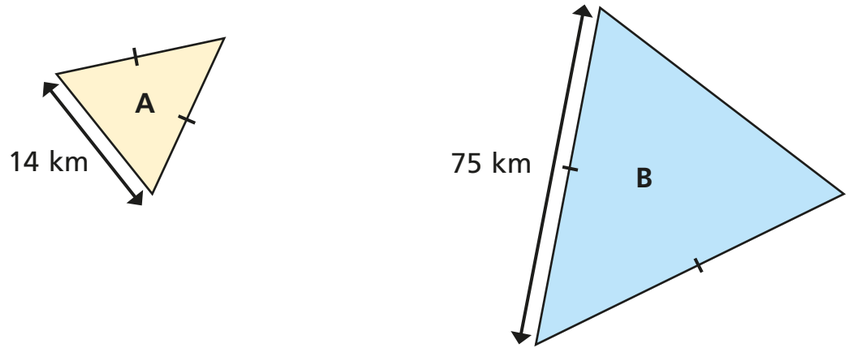

perimeter of A =

perimeter of B =

© White Rose Maths 2019